

Signify Classified - Internal
Cooper Lighting Solutions Photometric Lab
1121 Highway 74 South
Peachtree City, GA 30269



Scaled data based on original data using
LM-79-08 Approved Method: Electrical and Photometric Measurements of Solid-
State Lighting Products

Test Report Prepared for
Cooper Lighting Solutions
(formerly Eaton)

Brand: STREETWORKS

Report Number: P867926

Luminaire Tested: **MEM2-HSN-SA-40-727-U-T2R-HSS**

Issue Date: 08/21/2024



Test Information

Test Method: LM-79-08
Report Number: P867926
Test Lab: INNOVATION CENTER(G3)
Issue Date: 08/21/2024
Manufacturer: COOPER LIGHTING SOLUTIONS (FORMERLY EATON)
Product Line: STREETWORKS
Catalog Number: MEM2-HSN-SA-40-727-U-T2R-HSS
Description: EPIC MODERN SHORT HOUSING DISCRETE LED ARRAYS 40W 70CRI 2700K
FIXTURE w/ TYPE II ROADWAY DISTRIBUTION OPTIC AND HOUSE SIDE SHIELD
Light Source: (10) 2700K CCT, 70 CRI LEDS
Ballast/Driver: ELECTRONIC DRIVER

Summary

Lumens per Lamp: N/A
Luminaire Lumens: 4125 lumens
Efficiency: N/A
Efficacy: 93.7 lumens/watt
Luminous Opening: Rectangular (W 0.33' x L: 0.33' x H: 0')
IES Classification: Type II - Short
BUG Rating: B1 - U0 - G1

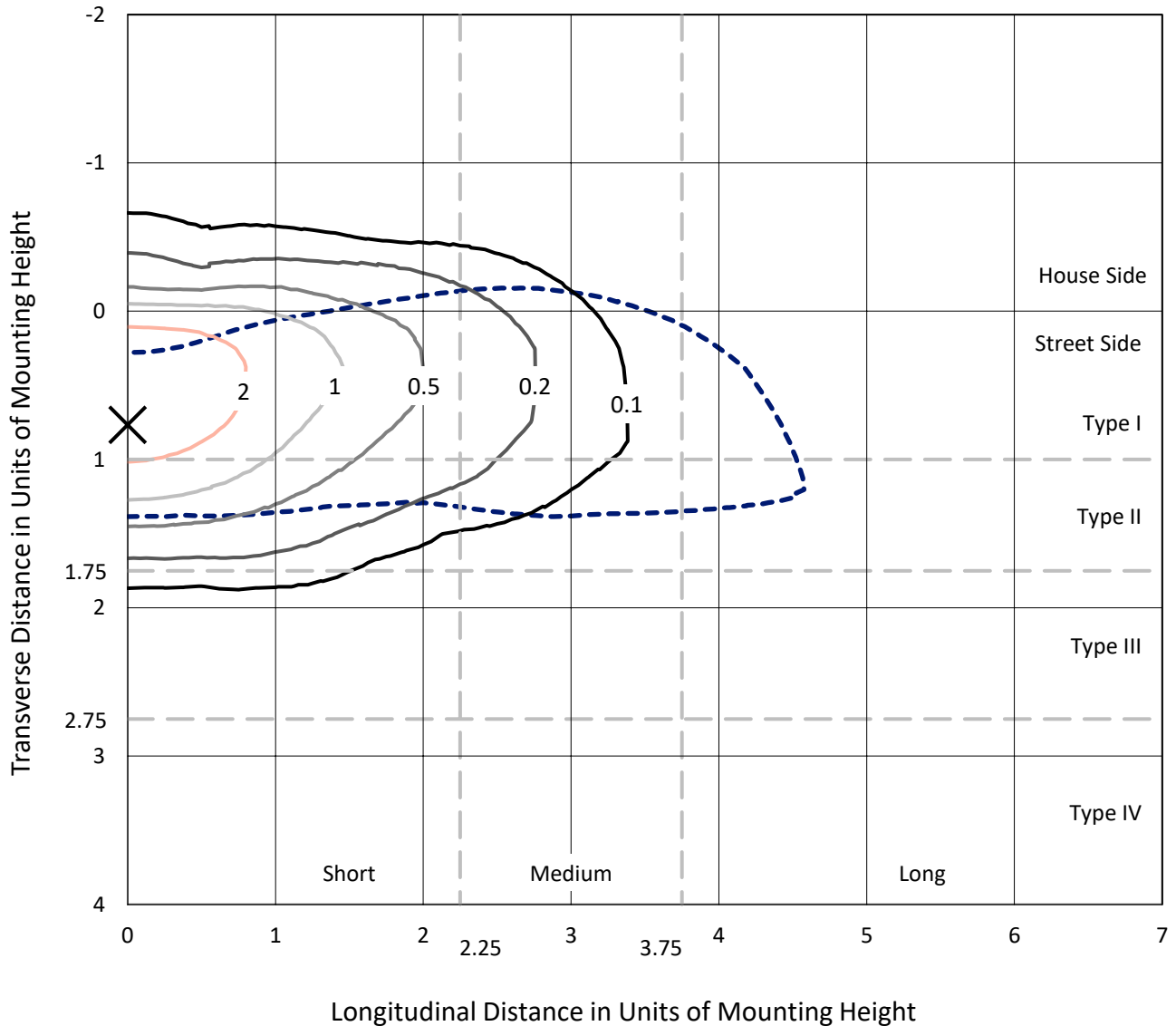
Input Watts (W): 44
Input Voltage (V): 120
Input Current (Ain): NR
Voltage Rise (V): NR
Power Factor: 0.99
Total Harmonic Distortion (THDi): 6.91%
Frequency (hertz): 60
Stabilization Time: NR
Operation Time: NR
Ambient Temperature (°C): NR
Test Distance: 24 FT



REPORT NUMBER: P867926
 CATALOG NUMBER: MEM2-HSN-SA-40-727-U-T2R-HSS

Iso-Footcandle Lines of Horizontal Illumination

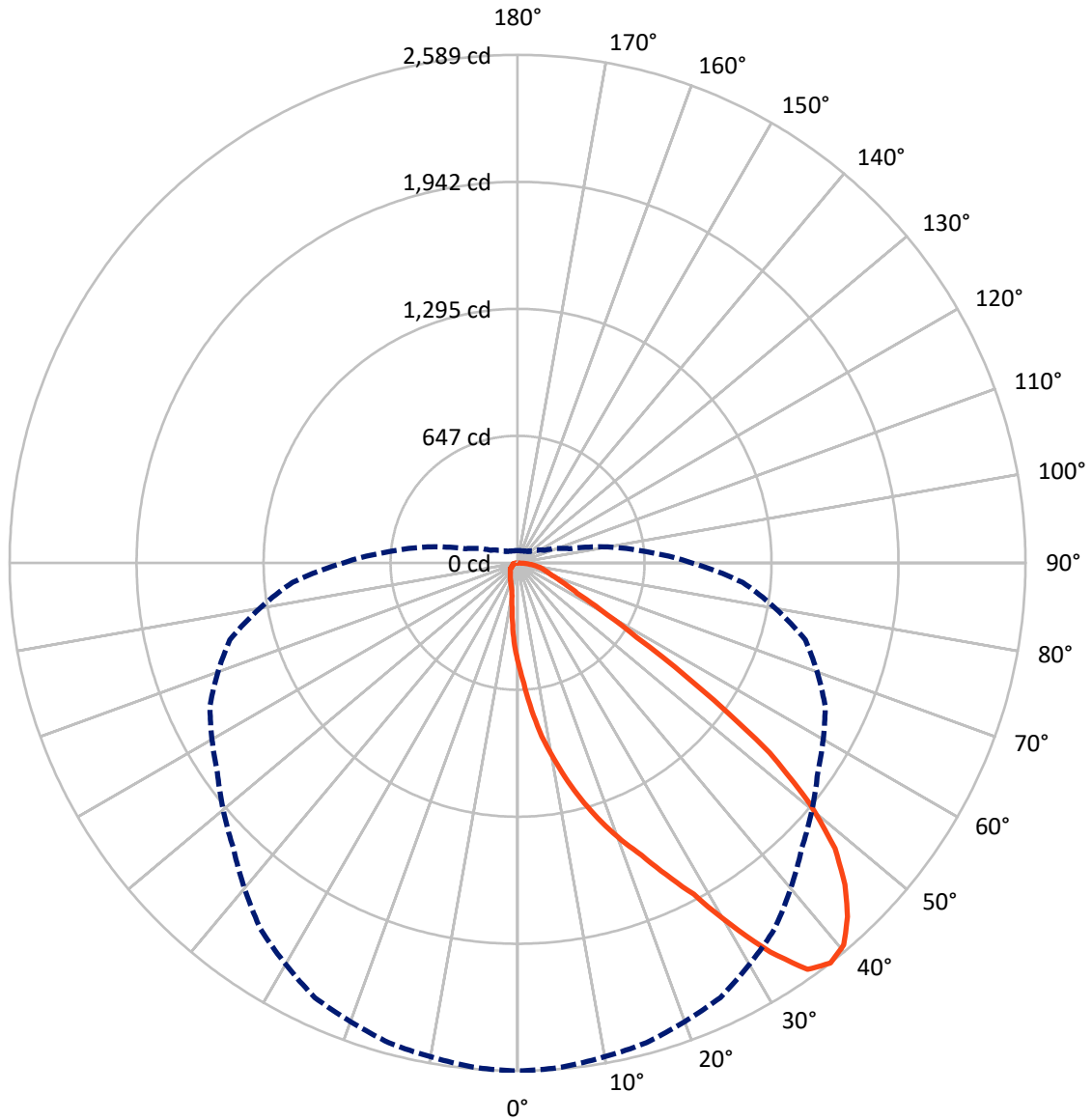
× Max cd
 - - - 1/2 Max cd



Based on 20 foot mounting height. Maximum calculated value = 3.5 fc
 Type II - Short - N/A

REPORT NUMBER: P867926
CATALOG NUMBER: MEM2-HSN-SA-40-727-U-T2R-HSS

Luminous Intensity Polar Plot



— Vertical Plane Through 0-Deg Lateral - - - Horizontal Cone Through 37.5-Deg Vertical

REPORT NUMBER: P867926

CATALOG NUMBER: MEM2-HSN-SA-40-727-U-T2R-HSS

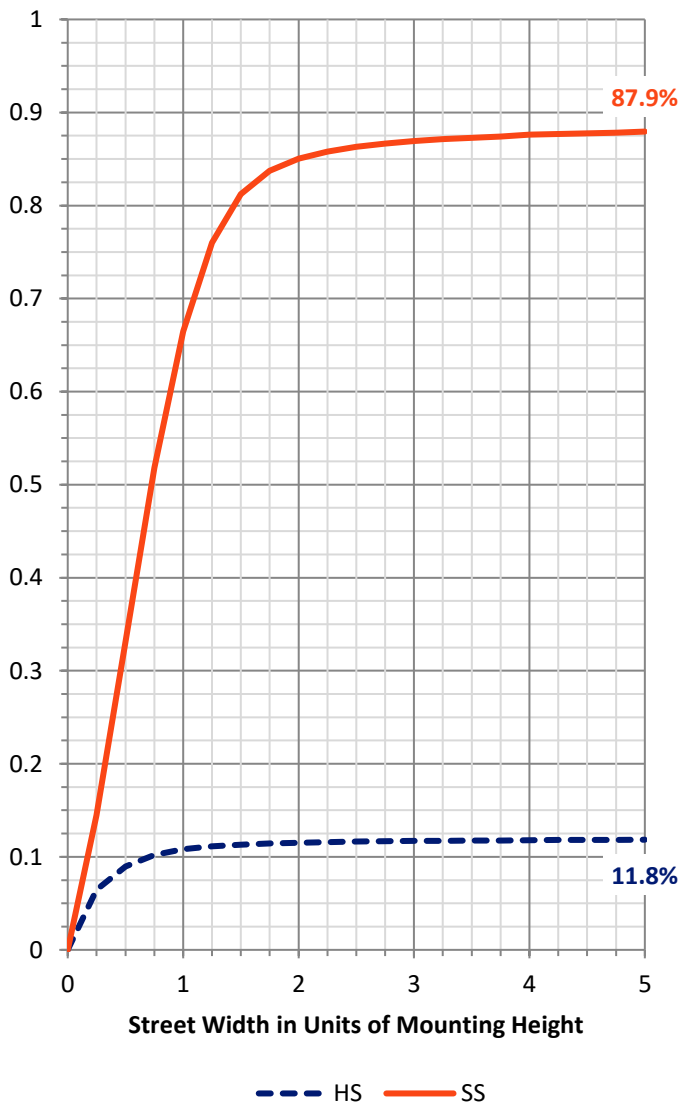
FLUX DISTRIBUTION:

		Downward	Upward	Total
House Side	Lumens	492.0	0.0	492.0
	% Fixture	11.9	0.0	11.9
Street Side	Lumens	3633.0	0.0	3633.0
	% Fixture	88.1	0.0	88.1
Total	Lumens	4125.0	0.0	4125.0
	% Fixture	100.0	0.0	100.0

Coefficient of Utilization

ZONAL LUMENS:

Zone	Lumens	% Fixture
0°-10°	51.3	1.2
10°-20°	179.3	4.3
20°-30°	369.8	9.0
30°-40°	650.7	15.8
40°-50°	883.6	21.4
50°-60°	875.4	21.2
60°-70°	673.9	16.3
70°-80°	391.1	9.5
80°-90°	49.8	1.2
90°-100°	0.0	0.0
100°-110°	0.0	0.0
110°-120°	0.0	0.0
120°-130°	0.0	0.0
130°-140°	0.0	0.0
140°-150°	0.0	0.0
150°-160°	0.0	0.0
160°-170°	0.0	0.0
170°-180°	0.0	0.0
0°-90°	4125.0	100.0
0°-180°	4125.0	100.0

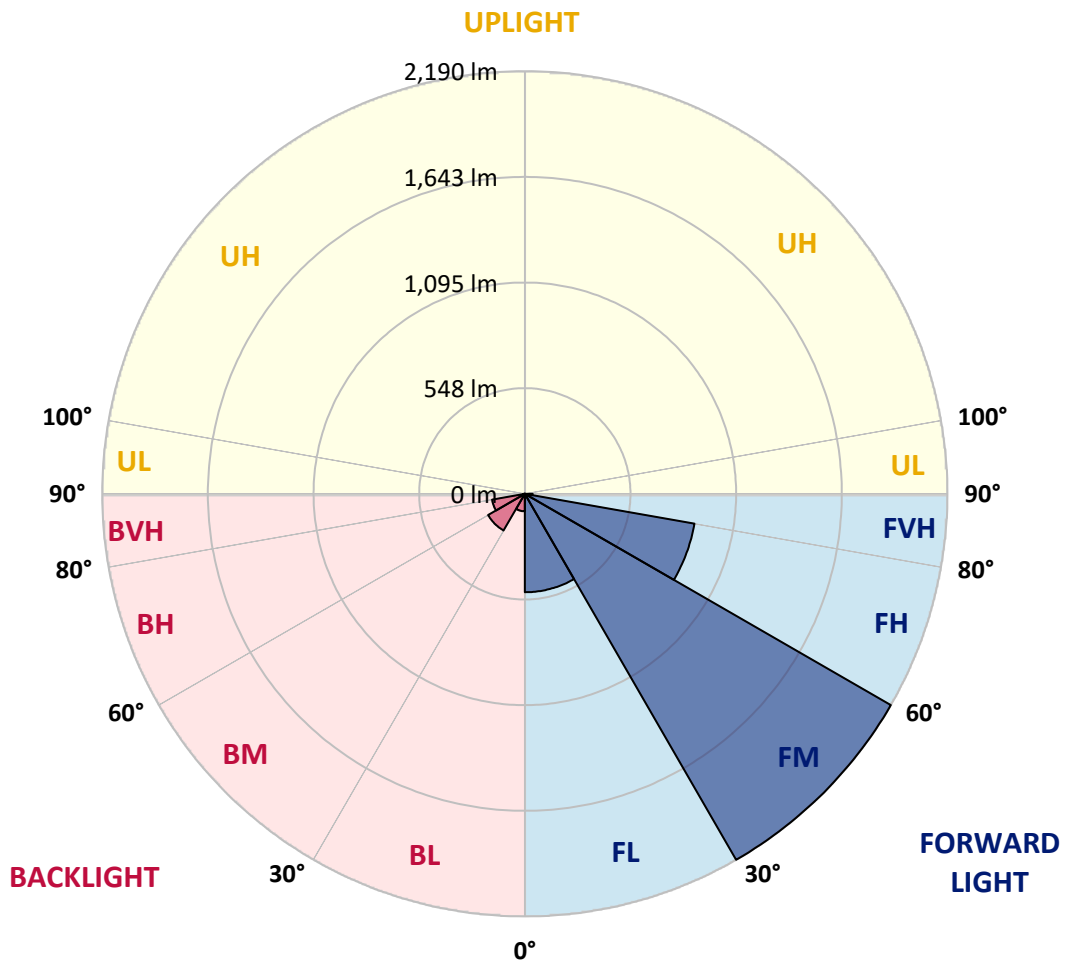


REPORT NUMBER: P867926
 CATALOG NUMBER: MEM2-HSN-SA-40-727-U-T2R-HSS

LUMINAIRE CLASSIFICATION SYSTEM LUMEN TABLE AND BUG RATING:

Zone	Lumens	% Fixture	Zone Rating/Lumen Limit		
			B	U	G
FL (0°-30°)	509.9	12.4			
FM (30°-60°)	2190.0	53.1			
FH (60°-80°)	892.5	21.6			G1/1800
FVH (80°-90°)	40.6	1.0			G1/100
BL (0°-30°)	90.5	2.2	B0/110		
BM (30°-60°)	219.7	5.3	B0/220		
BH (60°-80°)	172.6	4.2	B1/500		G1/500
BVH (80°-90°)	9.2	0.2			G0/10
UL (90°-100°)	0.0	0.0		U0/0	
UH (100°-180°)	0.0	0.0		U0/0	

BUG Rating: B1-U0-G1
 Type II Short





REPORT NUMBER: P867926

CATALOG NUMBER: MEM2-HSN-SA-40-727-U-T2R-HSS

CANDELA DISTRIBUTION (FULL):

	0°	1°	5°	15°	25°	35°	45°	55°	65°	75°	85°
0°	511.1	511.1	511.1	511.1	511.1	511.1	511.1	511.1	511.1	511.1	511.1
2.5°	615.9	625.1	618.2	612.4	604.4	596.3	584.8	572.2	556.0	536.5	519.2
5°	755.2	759.8	757.5	754.0	728.7	704.5	680.4	650.4	609.0	572.2	533.0
7.5°	894.5	892.2	886.4	876.1	853.1	825.4	781.7	732.2	673.5	609.0	548.0
10°	1016.5	1020.0	1015.4	999.3	970.5	932.5	879.5	823.1	743.7	653.9	568.7
12.5°	1144.3	1146.6	1146.6	1112.1	1092.5	1033.8	977.4	901.4	812.8	709.1	592.9
15°	1269.8	1265.2	1265.2	1242.2	1207.6	1142.0	1078.7	986.6	886.4	761.0	620.5
17.5°	1389.5	1391.8	1381.5	1356.1	1322.7	1259.4	1181.1	1079.8	959.0	823.1	649.3
20°	1508.1	1501.2	1496.6	1471.3	1435.6	1360.7	1285.9	1170.8	1044.2	893.3	689.6
22.5°	1618.6	1622.1	1610.6	1570.3	1536.9	1469.0	1383.8	1277.8	1133.9	963.6	733.3
25°	1761.4	1749.8	1760.2	1711.9	1660.1	1579.5	1482.8	1378.0	1231.8	1049.9	787.4
27.5°	1913.3	1920.2	1914.5	1861.5	1791.3	1683.1	1581.8	1470.1	1330.8	1131.6	848.4
30°	2140.1	2136.7	2137.8	2058.4	1942.1	1813.2	1688.8	1566.8	1429.8	1231.8	919.8
32.5°	2364.6	2377.3	2346.2	2276.0	2142.4	1947.9	1795.9	1660.1	1525.4	1318.1	992.3
35°	2545.3	2541.9	2529.2	2450.9	2318.5	2129.7	1917.9	1763.7	1626.7	1424.1	1072.9
37.5°	2589.1	2589.1	2581.0	2532.7	2445.2	2281.7	2050.3	1867.3	1730.3	1518.5	1151.2
40°	2560.3	2554.5	2549.9	2517.7	2470.5	2373.8	2189.6	1974.3	1840.8	1640.5	1237.6
42.5°	2465.9	2467.1	2461.3	2442.9	2417.6	2380.7	2276.0	2088.3	1949.0	1755.6	1322.7
45°	2339.3	2341.6	2334.7	2332.4	2319.7	2319.7	2295.5	2178.1	2051.5	1873.0	1416.0
47.5°	2176.9	2175.8	2172.3	2166.6	2191.9	2219.5	2241.4	2228.8	2142.4	1999.7	1500.0
50°	1929.4	1927.1	1937.5	1966.3	2028.4	2089.5	2153.9	2213.8	2208.0	2117.1	1601.3
52.5°	1608.2	1593.3	1604.8	1693.4	1821.2	1957.1	2048.0	2142.4	2241.4	2241.4	1701.5
55°	1124.7	1137.4	1144.3	1274.4	1526.5	1760.2	1920.2	2042.3	2228.8	2340.4	1812.0
57.5°	716.1	720.7	741.4	881.8	1177.7	1470.1	1753.3	1953.6	2181.6	2423.3	1922.5
60°	482.4	466.2	482.4	562.9	847.3	1153.5	1508.1	1841.9	2113.6	2483.2	2044.6
62.5°	340.8	339.6	344.2	391.4	604.4	866.9	1200.7	1691.1	2059.5	2486.6	2135.5
65°	275.1	267.1	270.5	297.0	405.2	635.5	880.7	1418.3	2011.2	2425.6	2180.4
67.5°	221.0	217.6	219.9	237.2	303.9	477.8	620.5	1078.7	1908.7	2322.0	2155.1
70°	180.7	181.9	183.0	200.3	241.8	361.5	443.2	740.2	1690.0	2204.6	2041.1
72.5°	156.6	156.6	157.7	169.2	202.6	286.7	335.0	481.2	1367.6	2077.9	1831.6
75°	138.1	138.1	138.1	148.5	172.7	230.2	260.2	329.2	982.0	1843.1	1515.0
77.5°	119.7	120.9	120.9	130.1	148.5	179.6	200.3	227.9	626.3	1424.1	1146.6
80°	92.1	92.1	93.2	103.6	126.6	140.4	147.4	161.2	329.2	894.5	727.6
82.5°	64.5	65.6	65.6	66.8	85.2	86.3	79.4	80.6	119.7	297.0	276.3
85°	6.9	8.1	9.2	9.2	15.0	18.4	19.6	18.4	19.6	34.5	34.5
87.5°	0.0	0.0	0.0	0.0	1.2	2.3	2.3	3.5	3.5	3.5	3.5
90°	0.0	0.0	0.0	0.0	0.0	0.0	0.0	0.0	0.0	0.0	0.0



REPORT NUMBER: P867926

CATALOG NUMBER: MEM2-HSN-SA-40-727-U-T2R-HSS

CANDELA DISTRIBUTION (continued):

	90°	95°	105°	115°	125°	135°	145°	155°	165°	175°	180°
0°	511.1	511.1	511.1	511.1	511.1	511.1	511.1	511.1	511.1	511.1	511.1
2.5°	510.0	501.9	484.7	469.7	455.9	444.4	436.3	425.9	417.9	417.9	422.5
5°	513.4	495.0	459.3	425.9	399.5	374.1	351.1	336.2	324.6	317.7	317.7
7.5°	518.0	490.4	436.3	385.7	344.2	303.9	268.2	251.0	233.7	227.9	229.1
10°	527.3	488.1	415.6	350.0	287.8	237.2	202.6	184.2	175.0	170.4	170.4
12.5°	537.6	488.1	393.7	309.7	237.2	185.3	164.6	150.8	146.2	143.9	141.6
15°	551.4	490.4	375.3	267.1	193.4	156.6	141.6	133.5	128.9	126.6	126.6
17.5°	567.5	492.7	355.7	232.5	164.6	138.1	126.6	120.9	116.3	114.0	114.0
20°	588.3	498.5	336.2	201.5	143.9	126.6	116.3	110.5	105.9	104.8	103.6
22.5°	613.6	507.7	316.6	176.1	130.1	115.1	105.9	101.3	97.9	95.6	95.6
25°	643.5	519.2	301.6	157.7	119.7	107.1	99.0	93.2	89.8	88.6	88.6
27.5°	685.0	538.8	286.7	143.9	111.7	99.0	90.9	86.3	82.9	81.7	80.6
30°	724.1	562.9	279.7	140.4	105.9	92.1	86.3	80.6	77.1	76.0	74.8
32.5°	774.8	590.6	275.1	140.4	103.6	87.5	80.6	76.0	72.5	71.4	70.2
35°	828.9	622.8	275.1	145.1	104.8	84.0	76.0	71.4	67.9	65.6	65.6
37.5°	887.6	655.0	277.4	152.0	108.2	81.7	71.4	66.8	63.3	62.2	62.2
40°	949.8	698.8	282.0	157.7	111.7	80.6	66.8	63.3	59.9	57.6	57.6
42.5°	1007.3	733.3	290.1	164.6	114.0	79.4	63.3	59.9	56.4	55.3	55.3
45°	1074.1	771.3	297.0	169.2	114.0	76.0	59.9	56.4	54.1	53.0	51.8
47.5°	1127.0	802.4	300.5	171.5	111.7	72.5	56.4	54.1	51.8	49.5	50.7
50°	1191.5	835.8	306.2	172.7	107.1	67.9	54.1	50.7	48.4	47.2	47.2
52.5°	1253.7	869.2	310.8	170.4	101.3	62.2	50.7	48.4	46.0	43.7	43.7
55°	1327.4	906.0	317.7	166.9	92.1	56.4	47.2	44.9	41.4	40.3	39.1
57.5°	1411.4	954.4	323.5	160.0	80.6	50.7	44.9	41.4	36.8	34.5	34.5
60°	1488.5	1009.6	328.1	142.8	70.2	47.2	41.4	38.0	33.4	32.2	32.2
62.5°	1571.4	1067.2	328.1	112.8	59.9	42.6	39.1	35.7	31.1	29.9	29.9
65°	1629.0	1119.0	317.7	84.0	50.7	40.3	38.0	33.4	28.8	27.6	27.6
67.5°	1645.1	1151.2	289.0	59.9	43.7	38.0	35.7	31.1	27.6	25.3	25.3
70°	1593.3	1125.9	236.0	46.0	38.0	34.5	32.2	28.8	25.3	24.2	24.2
72.5°	1444.8	1029.2	176.1	39.1	33.4	32.2	29.9	26.5	24.2	23.0	23.0
75°	1209.9	855.4	124.3	34.5	31.1	28.8	26.5	24.2	21.9	21.9	21.9
77.5°	916.4	618.2	77.1	31.1	26.5	26.5	24.2	21.9	20.7	19.6	19.6
80°	591.7	390.3	43.7	21.9	18.4	19.6	17.3	15.0	15.0	13.8	13.8
82.5°	251.0	154.3	23.0	12.7	9.2	8.1	5.8	5.8	4.6	4.6	4.6
85°	25.3	9.2	4.6	3.5	3.5	2.3	2.3	2.3	2.3	1.2	1.2
87.5°	3.5	3.5	3.5	2.3	2.3	2.3	1.2	1.2	1.2	1.2	1.2
90°	0.0	0.0	0.0	0.0	0.0	0.0	0.0	0.0	0.0	0.0	0.0

LM-79-2019: Approved Method: Electrical and Photometric Measurements of Solid-State Lighting Products

Report Prepared for

Cooper Lighting Solutions

Streetworks

Report Number: SP1-2407-157-3

Test Date: 08/07/2024

Luminaire Tested: MEM2-HTN-SA-40-727-U-5WQ-2

Data in this report applies to families of products including MEM2-HTN-SA-40-727-U-5WQ-2

Test Information

Test Method: LM-79-2019
 Report Number: SP1-2407-157-3
 Test Lab: COOPER LIGHTING SOLUTIONS
 Photometer: SP1 - 76IN SPHERE
 Measurement Geometry: 4π
 Issue Date: 08/20/2024
 Manufacturer: COOPER LIGHTING SOLUTIONS
 Product Line: Streetworks
 Catalog Number: **MEM2-HTN-SA-40-727-U-5WQ-2**
 Description: Epic Modern Light Square 40W 5WQ Optic and Flare Trim

Spectral Parameters

CCT (K): 2747
 CIE u': 0.2606
 CIE v': 0.5257
 Duv: -0.0005
 CIE x: 0.4552
 CIE y: 0.4082
 CIE z: 0.1366
 Peak Wavelength (nm): 597
 Dominant Wavelength (nm): 584
 Purity: 59.16856
 Rf: 75.5
 Rg: 93.6

CRI (Ra):	71.7		
R1:	68.1	R9:	-35.3
R2:	83.9	R10:	64.2
R3:	94.7	R11:	61.7
R4:	66.3	R12:	53.9
R5:	67.4	R13:	71.2
R6:	78.7	R14:	97.6
R7:	75.0	R15:	59.3
R8:	39.4		



Test Conditions

Stabilization Time: 22M
 Operation Time: 1H 22M
 Sphere Temperature (°C): 24.2

REPORT NUMBER: SP1-2407-157-3

Measurement and Test Equipment			
Instrument	Identification Number	Calibration Date	Calibration Due Date
Photometer	IN0058	6/18/2024	12/18/2024
Power Meter	INXT2011004	2/8/2024	2/8/2025
AC Power Source	IN0063	10/24/2023	10/24/2024
DC Power Source	IN0208	10/24/2023	10/24/2024
Sphere Thermometer	IN0085	10/24/2023	10/24/2024
Room Thermometer	IN0046	10/24/2023	10/24/2024

REPORT NUMBER: SP1-2407-157-3

CIE 1931 Chromaticity Diagram



CIE 1931 Chromaticity Diagram with 2017 ANSI 7-Step and 4-Step Quadrangles



Point lies inside the ANSI 2700K 4-step quadrangle

REPORT NUMBER: SP1-2407-157-3

Photopic Flux vs. Wavelength



Photopic Lumens: NR

λ (nm)	Power W [^] /nm	Lumens (ϕ /nm)	λ (nm)	Power W [^] /nm	Lumens (ϕ /nm)	λ (nm)	Power W [^] /nm	Lumens (ϕ /nm)	λ (nm)	Power W [^] /nm	Lumens (ϕ /nm)	λ (nm)	Power W [^] /nm	Lumens (ϕ /nm)
360	0	NR	490	103	NR	620	846	NR	750	20	NR	880	0	NR
365	0	NR	495	130	NR	625	784	NR	755	17	NR	885	1	NR
370	0	NR	500	171	NR	630	720	NR	760	15	NR	890	0	NR
375	0	NR	505	221	NR	635	652	NR	765	13	NR	895	0	NR
380	0	NR	510	268	NR	640	587	NR	770	11	NR	900	0	NR
385	0	NR	515	313	NR	645	521	NR	775	9	NR	905	0	NR
390	0	NR	520	350	NR	650	461	NR	780	8	NR	910	0	NR
395	0	NR	525	381	NR	655	406	NR	785	7	NR	915	0	NR
400	0	NR	530	407	NR	660	353	NR	790	6	NR	920	0	NR
405	2	NR	535	435	NR	665	307	NR	795	5	NR	925	0	NR
410	4	NR	540	462	NR	670	264	NR	800	4	NR	930	0	NR
415	9	NR	545	496	NR	675	227	NR	805	4	NR	935	0	NR
420	20	NR	550	534	NR	680	196	NR	810	3	NR	940	0	NR
425	38	NR	555	582	NR	685	167	NR	815	3	NR	945	0	NR
430	69	NR	560	638	NR	690	144	NR	820	2	NR	950	0	NR
435	120	NR	565	700	NR	695	122	NR	825	2	NR	955	0	NR
440	193	NR	570	767	NR	700	103	NR	830	2	NR	960	0	NR
445	316	NR	575	836	NR	705	88	NR	835	2	NR	965	0	NR
450	469	NR	580	898	NR	710	74	NR	840	1	NR	970	0	NR
455	431	NR	585	947	NR	715	63	NR	845	1	NR	975	0	NR
460	264	NR	590	982	NR	720	54	NR	850	1	NR	980	0	NR
465	197	NR	595	997	NR	725	46	NR	855	1	NR	985	0	NR
470	155	NR	600	997	NR	730	39	NR	860	1	NR	990	0	NR
475	108	NR	605	978	NR	735	33	NR	865	1	NR	995	0	NR
480	90	NR	610	947	NR	740	28	NR	870	1	NR	1000	0	NR
485	92	NR	615	900	NR	745	24	NR	875	1	NR			

REPORT NUMBER: SP1-2407-157-3

Scotopic Flux vs. Wavelength



Scotopic Lumens: NR

S/P: 1.13

λ (nm)	Power W [^] /nm	Lumens (φ/nm)	λ (nm)	Power W [^] /nm	Lumens (φ/nm)	λ (nm)	Power W [^] /nm	Lumens (φ/nm)	λ (nm)	Power W [^] /nm	Lumens (φ/nm)	λ (nm)	Power W [^] /nm	Lumens (φ/nm)
360	0	NR	490	103	NR	620	846	NR	750	20	NR	880	0	NR
365	0	NR	495	130	NR	625	784	NR	755	17	NR	885	1	NR
370	0	NR	500	171	NR	630	720	NR	760	15	NR	890	0	NR
375	0	NR	505	221	NR	635	652	NR	765	13	NR	895	0	NR
380	0	NR	510	268	NR	640	587	NR	770	11	NR	900	0	NR
385	0	NR	515	313	NR	645	521	NR	775	9	NR	905	0	NR
390	0	NR	520	350	NR	650	461	NR	780	8	NR	910	0	NR
395	0	NR	525	381	NR	655	406	NR	785	7	NR	915	0	NR
400	0	NR	530	407	NR	660	353	NR	790	6	NR	920	0	NR
405	2	NR	535	435	NR	665	307	NR	795	5	NR	925	0	NR
410	4	NR	540	462	NR	670	264	NR	800	4	NR	930	0	NR
415	9	NR	545	496	NR	675	227	NR	805	4	NR	935	0	NR
420	20	NR	550	534	NR	680	196	NR	810	3	NR	940	0	NR
425	38	NR	555	582	NR	685	167	NR	815	3	NR	945	0	NR
430	69	NR	560	638	NR	690	144	NR	820	2	NR	950	0	NR
435	120	NR	565	700	NR	695	122	NR	825	2	NR	955	0	NR
440	193	NR	570	767	NR	700	103	NR	830	2	NR	960	0	NR
445	316	NR	575	836	NR	705	88	NR	835	2	NR	965	0	NR
450	469	NR	580	898	NR	710	74	NR	840	1	NR	970	0	NR
455	431	NR	585	947	NR	715	63	NR	845	1	NR	975	0	NR
460	264	NR	590	982	NR	720	54	NR	850	1	NR	980	0	NR
465	197	NR	595	997	NR	725	46	NR	855	1	NR	985	0	NR
470	155	NR	600	997	NR	730	39	NR	860	1	NR	990	0	NR
475	108	NR	605	978	NR	735	33	NR	865	1	NR	995	0	NR
480	90	NR	610	947	NR	740	28	NR	870	1	NR	1000	0	NR
485	92	NR	615	900	NR	745	24	NR	875	1	NR			

REPORT NUMBER: SP1-2407-157-3

Melanopic Flux vs. Wavelength



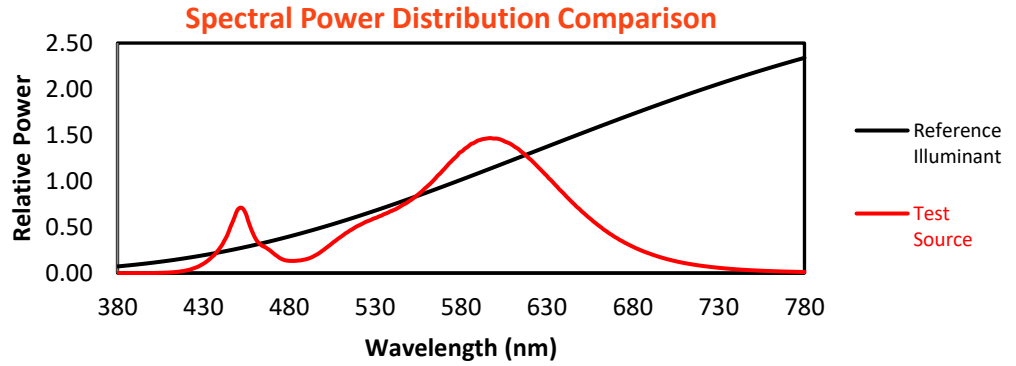
Melanopic Lumens: NR

M/P: 2.04

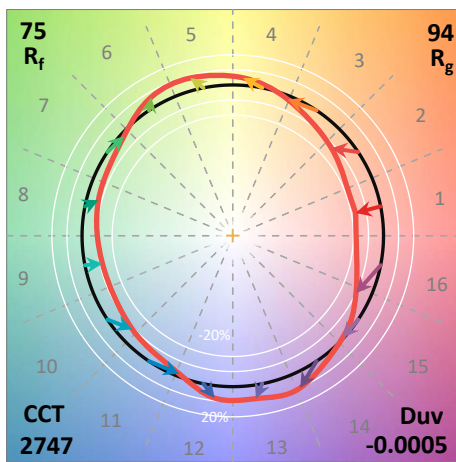
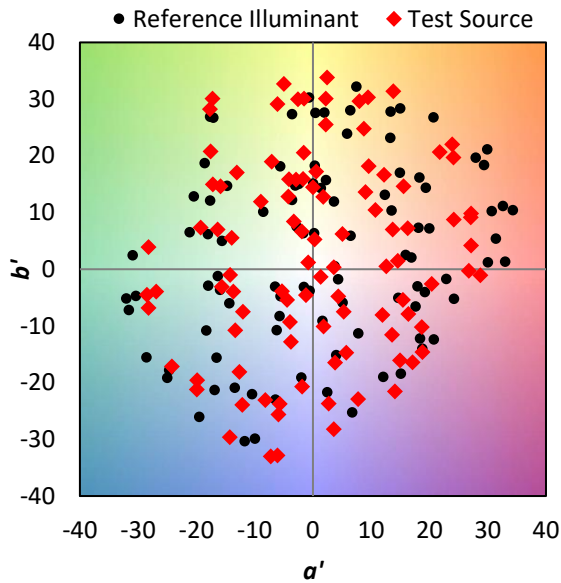
λ (nm)	Power W [^] /nm	Lumens (φ/nm)	λ (nm)	Power W [^] /nm	Lumens (φ/nm)	λ (nm)	Power W [^] /nm	Lumens (φ/nm)	λ (nm)	Power W [^] /nm	Lumens (φ/nm)	λ (nm)	Power W [^] /nm	Lumens (φ/nm)
360	0	NR	490	103	NR	620	846	NR	750	20	NR	880	0	NR
365	0	NR	495	130	NR	625	784	NR	755	17	NR	885	1	NR
370	0	NR	500	171	NR	630	720	NR	760	15	NR	890	0	NR
375	0	NR	505	221	NR	635	652	NR	765	13	NR	895	0	NR
380	0	NR	510	268	NR	640	587	NR	770	11	NR	900	0	NR
385	0	NR	515	313	NR	645	521	NR	775	9	NR	905	0	NR
390	0	NR	520	350	NR	650	461	NR	780	8	NR	910	0	NR
395	0	NR	525	381	NR	655	406	NR	785	7	NR	915	0	NR
400	0	NR	530	407	NR	660	353	NR	790	6	NR	920	0	NR
405	2	NR	535	435	NR	665	307	NR	795	5	NR	925	0	NR
410	4	NR	540	462	NR	670	264	NR	800	4	NR	930	0	NR
415	9	NR	545	496	NR	675	227	NR	805	4	NR	935	0	NR
420	20	NR	550	534	NR	680	196	NR	810	3	NR	940	0	NR
425	38	NR	555	582	NR	685	167	NR	815	3	NR	945	0	NR
430	69	NR	560	638	NR	690	144	NR	820	2	NR	950	0	NR
435	120	NR	565	700	NR	695	122	NR	825	2	NR	955	0	NR
440	193	NR	570	767	NR	700	103	NR	830	2	NR	960	0	NR
445	316	NR	575	836	NR	705	88	NR	835	2	NR	965	0	NR
450	469	NR	580	898	NR	710	74	NR	840	1	NR	970	0	NR
455	431	NR	585	947	NR	715	63	NR	845	1	NR	975	0	NR
460	264	NR	590	982	NR	720	54	NR	850	1	NR	980	0	NR
465	197	NR	595	997	NR	725	46	NR	855	1	NR	985	0	NR
470	155	NR	600	997	NR	730	39	NR	860	1	NR	990	0	NR
475	108	NR	605	978	NR	735	33	NR	865	1	NR	995	0	NR
480	90	NR	610	947	NR	740	28	NR	870	1	NR	1000	0	NR
485	92	NR	615	900	NR	745	24	NR	875	1	NR			

Summary

$R_f = 75.5$
 $R_g = 93.6$
 $CIE R_a = 71.7$
 $R_g = -35.3$



Color Vector Graphics



Individual Sample Fidelity Index ($R_{f,i}$)

CES01 = 86	CES26 = 68	CES51 = 87	CES76 = 63
CES02 = 63	CES27 = 90	CES52 = 85	CES77 = 79
CES03 = 31	CES28 = 87	CES53 = 78	CES78 = 66
CES04 = 71	CES29 = 71	CES54 = 86	CES79 = 87
CES05 = 50	CES30 = 85	CES55 = 84	CES80 = 85
CES06 = 52	CES31 = 74	CES56 = 75	CES81 = 67
CES07 = 42	CES32 = 66	CES57 = 75	CES82 = 93
CES08 = 41	CES33 = 80	CES58 = 76	CES83 = 91
CES09 = 29	CES34 = 79	CES59 = 85	CES84 = 89
CES10 = 77	CES35 = 89	CES60 = 90	CES85 = 72
CES11 = 60	CES36 = 93	CES61 = 81	CES86 = 59
CES12 = 66	CES37 = 88	CES62 = 91	CES87 = 77
CES13 = 43	CES38 = 93	CES63 = 77	CES88 = 79
CES14 = 74	CES39 = 97	CES64 = 67	CES89 = 65
CES15 = 72	CES40 = 93	CES65 = 66	CES90 = 80
CES16 = 48	CES41 = 93	CES66 = 63	CES91 = 80
CES17 = 51	CES42 = 89	CES67 = 61	CES92 = 55
CES18 = 57	CES43 = 78	CES68 = 68	CES93 = 72
CES19 = 73	CES44 = 99	CES69 = 78	CES94 = 48
CES20 = 67	CES45 = 85	CES70 = 63	CES95 = 66
CES21 = 88	CES46 = 81	CES71 = 61	CES96 = 76
CES22 = 80	CES47 = 86	CES72 = 86	CES97 = 81
CES23 = 92	CES48 = 74	CES73 = 56	CES98 = 76
CES24 = 91	CES49 = 79	CES74 = 93	CES99 = 64
CES25 = 73	CES50 = 86	CES75 = 66	



Color Rendition by Hue-Angle Bin



Measure Comparisons



(END OF REPORT)